

GU10 EXTERIOR WALL PILLAR LIGHTS (Copper)

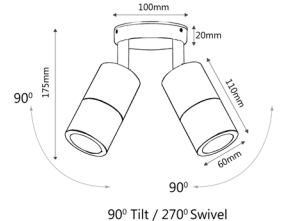
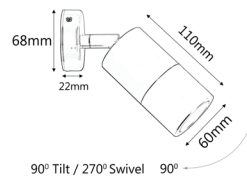
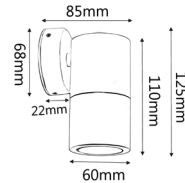
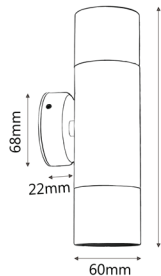


Recommended globes:
GU1001 & GU1002



PRODUCT FEATURES


- Input voltage: 110-265V AC 50/60Hz
- Material: copper
- Max 35W halogen globe(s)
- GU10 lampholder
- Globes not included
- Recommended CLA LED globes: GU1001 & GU1002



PGUDC




PG1FC



PG1ACBR



PG2ACBR



PG1AC



PG2AC

CODE	DESCRIPTION	TECHNICAL DATA				PACKAGING DETAILS	
		COLOUR	QTY OF GLOBES	WEIGHT (KG)	BOX (CM)	CARTON QTY	
PGUDC	WALL GU10 PILLAR UP/DN COP	COPPER	2xGU10	1.26	24 x 9.6 x 8.5	20	
PG1FC	WALL GU10 PILLAR FIXED COP	COPPER	1xGU10	0.85	15 x 10 x 8	20	
PG1AC	PILLAR GU10 S/ADJ COP with copper electroplated knuckles	COPPER	1xGU10	1.00	19.5 x 8 x 8	20	
PG1ACBR	PILLAR GU10 S/ADJ COP with brass knuckle	COPPER	1xGU10	0.85	19.5 x 8 x 8	20	
PG2AC	PILLAR GU10 D/ADJ COP with copper electroplated knuckles	COPPER	2xGU10	1.75	19 x 12 x 12	10	
PG2ACBR	PILLAR GU10 D/ADJ COP with brass knuckle	COPPER	2xGU10	1.75	19 x 12 x 12	10	

Recommended Globes Technical data:

CODE	DESCRIPTION	TECHNICAL DATA				PACKAGING DETAILS		
		KELVIN	LUMENS	CRI	WATT	WEIGHT (KG)	BOX (CM)	CARTON QTY
GU1001	GLOBE LED GU10 6W 3000K FR 100D	3000K	470LM	80	6	0.07	6 x 6 x 6	100
GU1002	GLOBE LED GU10 6W 5000K FR 100D	5000K	485LM	80	6	0.07	6 x 6 x 6	100

UPDATED ON 22/11/2017

